







PANORAMA

ACCESSORIES

	PRODUCT NAME	SIZES (mm)	SURFACE
	Locking Clip (Classic, L)	-	stainless steel
	Screws for Clips - Wood joist use	3,5x20	stainless steel
	Screws for Clips - Aluminium joist use	3,9x16	stainless steel
	Screws - Visible heads installation	4,5x35	stainless steel
	Screws - Visible heads installation	4,5x50	stainless steel
	Panorama Oil	2,5l	specific oil, revives colour (oak, wenge)